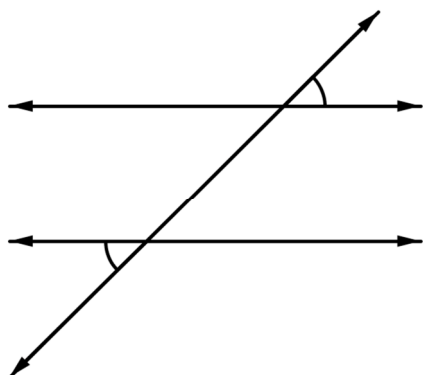
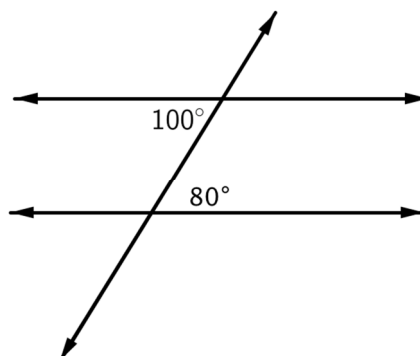


In each example, determine if the lines are parallel or not parallel. **EXPLAIN.**

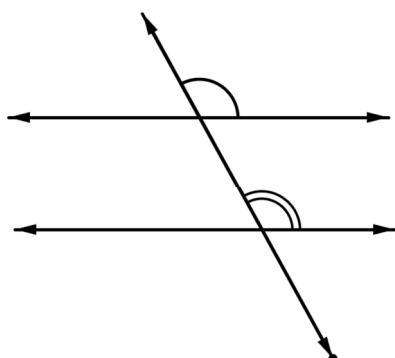
1.



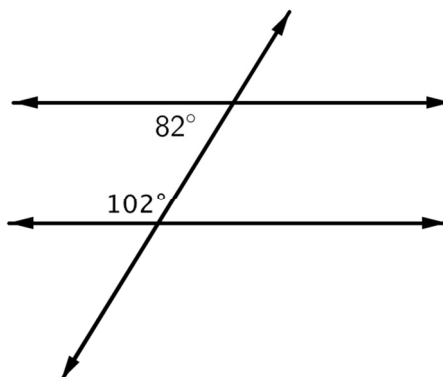
2.



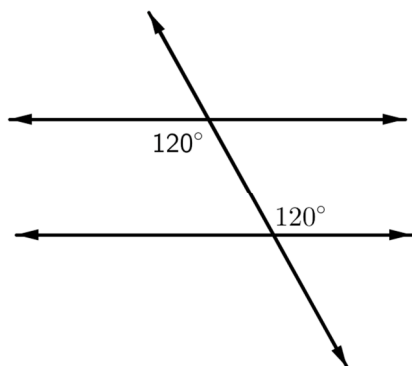
3.



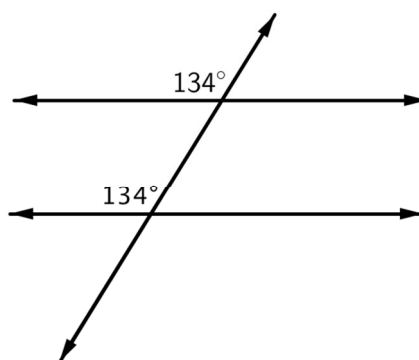
4.



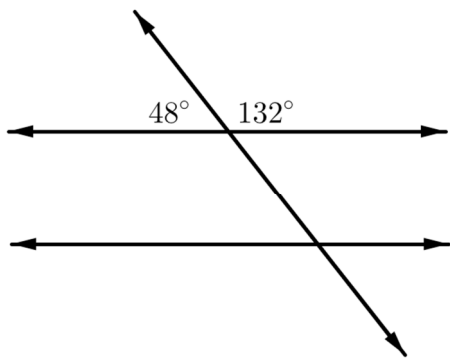
5.



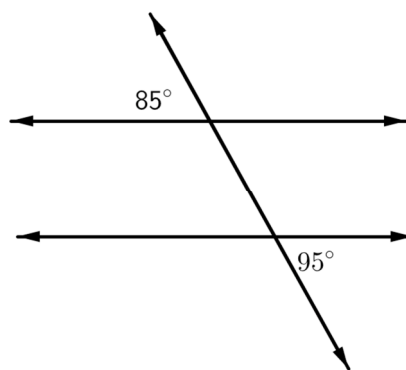
6.



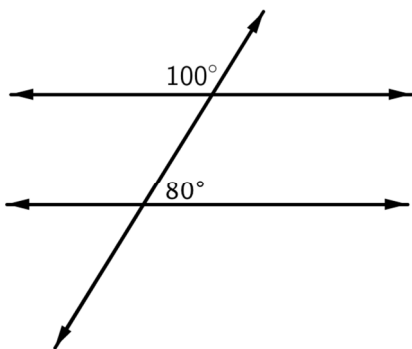
7.



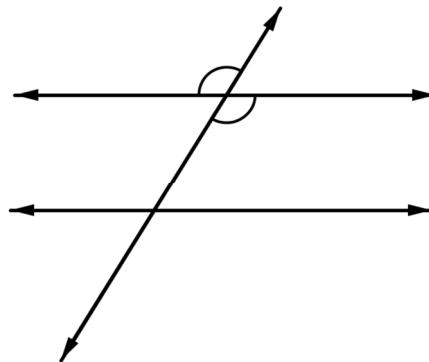
8.



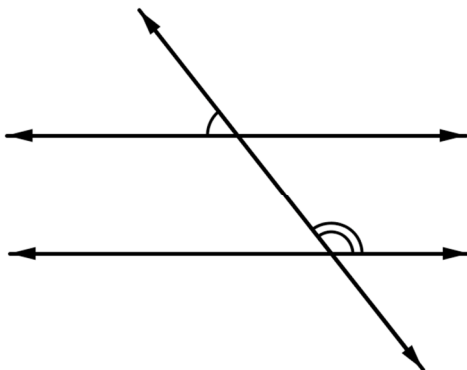
9.



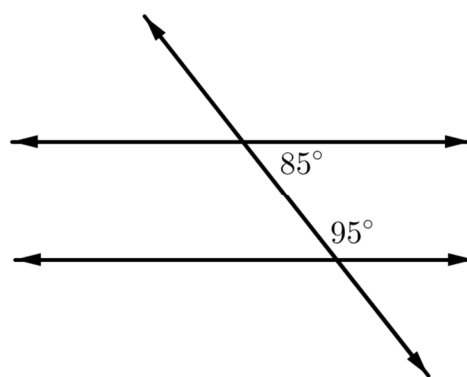
10.



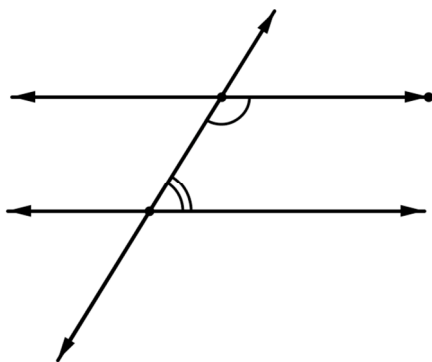
11.



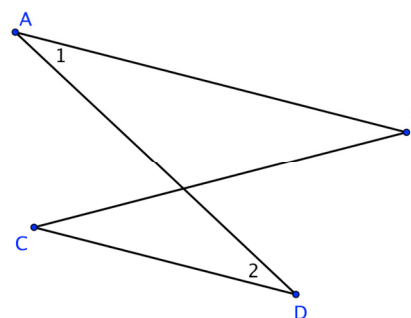
12.



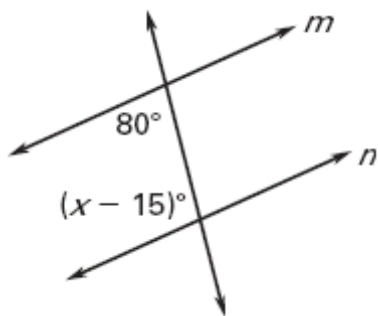
13.



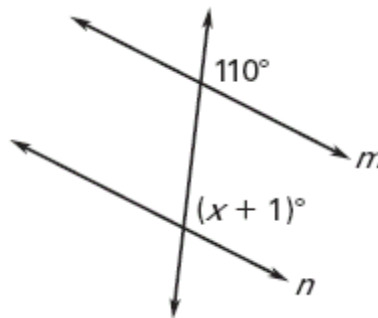
14. Given $\angle 1 \cong \angle 2$, is $\overline{AB} \parallel \overline{CD}$? Why or why not?



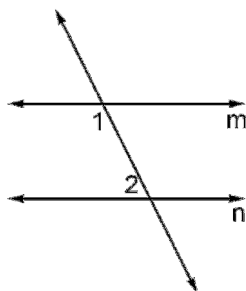
15. Find the value of x that makes $m \parallel n$.



16. Find the value of x that makes $m \parallel n$.



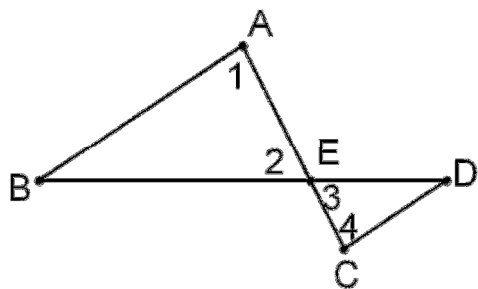
17. Complete the proof.
Given: $m\angle 1 = 115^\circ$, $m\angle 2 = 65^\circ$
Prove: $m \parallel n$



Statements	Reasons
1. $m\angle 1 = 115^\circ$	1. _____
2. $m\angle 2 = 65^\circ$	2. _____
3. $115^\circ + 65^\circ = 180^\circ$	3. _____
4. $m\angle 1 + m\angle 2 = 180^\circ$	4. _____
5. $\angle 1$ and $\angle 2$ are supplementary	5. _____
6. $m \parallel n$	6. _____

Use the diagram and the given information to write a proof.

18. Given: $\angle 1 \cong \angle 2$, $\angle 3 \cong \angle 4$
Prove: $\overline{AB} \parallel \overline{CD}$



19. Given: $a \parallel b$, $\angle 2 \cong \angle 3$
Prove: $c \parallel d$

